

Threads of News

June 2012

Heritage Quilter's Guild Newsletter

Important Guild Information

*Meetings are held on the
3rd Tuesday at 7 p.m. at the Strathcona Paper Centre*

Name tags can be purchased for a small fee from Debbie Currier or Linda Rattie at the membership desk. The new guild pins can also be purchased.

The newsletter does not belong solely to the executive committee for providing information. If you have any pictures, stories, helpful hints or patterns that you would like to share with the guild members please contact the editor.

Don't forget to bring in your receipts from the Quilt and Stitch.

The objective of the guild is to foster interest, awareness and education in the area of quilt making. Let's work together to achieve this goal.



P.O. Box 35
Napanee, ON
K7 R 3K6

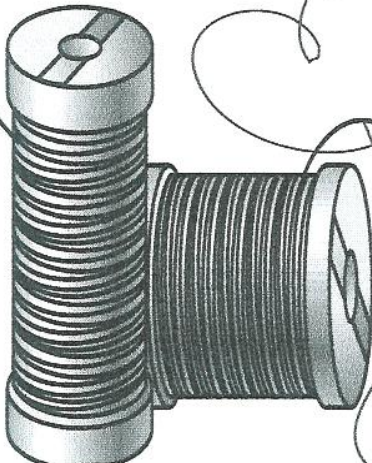
Join
in Sept. and
you may win a free
membership

Wear
your name
tags.

Bring
your coffee
mugs.

Program Highlights

- *Jun 19 – season wrap-up potluck*
- *Jul/Aug- summer quilt projects*
- *Sept 18 – season start-up*



Message from the President

Hello Quilters,

Well another year has come and gone and I am again inspired by how generous the Guild is. Whether it is fabric, books, placemats, doll quilts, underwear and especially your time. Our guild gave away tons of quilts to Charities, doll quilts, boys toys, placemats and a piece of themselves with everything that was made and I know that whoever is the recipient of our accomplishments is most appreciative.

I am sitting outside tonight listening to all the birds chirping and glancing through some quilt magazines looking for some inspirations and I realized that I just have to think about our monthly meetings and all the show and tell from the members and the Community Quilters. WOW what an amazing year.

I would like to thank our departing executive and committee members who have contributed over the last two years with their time and ideas to keep our guild running as well as it does. If it wasn't for you we wouldn't be where we are today. Again, THANK YOU!

Over the summer the executive will be meeting to get next years programming and ideas up and running and we would welcome any ideas that you might have. Our quilt show is next year and I am looking forward to working with everyone to make it the biggest and best ever.

Have a great summer and looking forward to seeing everyone this Fall.

Sharon Mclean

Message from Workshop Convener

Judy, Mary and I would like to thank our guild members for supporting our recent workshop "Freeform Patchwork" held at Odessa in April.

The thirteen members that participated had the luxury of receiving wonderful instructions from Bethany

Garner. She was gracious enough to share all her free form samplers and provided us with demonstrations and hints throughout the day.

Our day was very exciting-so much so that everyone was hard pressed to even stop and take a lunch break. Now are we quilters or what????

Again thank you for supporting the workshops.

Cheryl Neild

Message from Publicity

Summer is almost here and I am really looking forward to working in my garden and finishing a few quilts I have started. I'll be working on the quilts on rainy days though.

I just want to thank all of you for your help in the last few years as Cindy Semple is taking over for me. It's been fun but a lot of work as I am not that great with the computer. Cindy has been wonderful in setting up the Web site, I have been trying to get going for a while. It will save a lot of time when it comes to promoting our quilt show. I have enjoyed writing articles for the newspapers, CQA, Scoop, 55 plus etc. and appreciate all the help.

If you get a chance to be part of the executive next year say yes, as it is a wonderful experience. Hope everyone has a great summer and see you in September.

Linda Williams

Little Quilts Auction

Time is ticking away as it has a habit of doing and summer will soon be here. As the seasons tend to rush by quickly it won't be long before the quilt show date is also here.

I have submitted an application to display about six little quilts in the community hall at Lennox and Addington Hospital about a month prior to the show date.

Remember if you need ideas there are books in the guild library that have little quilt ideas. Don't forget my new motto: 75" in diameter and one from each member.

Sheila Lucas

Message from the Editor


Our 2011/2012 season is winding down and it's been quite the year. Membership is up, participation is up, community contributions is certainly outstanding and this is all do to the executive and members. Without the great job of the executive, items would not happen but without our exceptional membership the executive would have no reason to work so as you can see, it's all about teamwork. You have to admit, we have a pretty impressive team.

I'm just recently back from China, still recovering from jetlag but it was so worth it. I finally have an item off my bucket list but it's time to get back to reality. And that would be the joy of quilting of course, what else! I'm still working on scrap quilts to reduce my stash but during the summer I will be completing my doll quilt, placemat and the little quilt for our upcoming show. What are your plans? If you come across some interesting stories, hints or quilt stores during your travels this summer that you wish to share with the membership, please do so.

In June 2009 my friend Paul Leger did his first trunk show for us and he talked about the all male quilt guild he belongs to. Well not too long along they got together for a retreat and he wrote a magazine article in cooperation with another member and I've included the website should you want to read it.

<http://generationqmagazine.com> (ctrl and click) and look for the article IN THE Q-NIVERSE The Boys of Batting- An-All-Male-Weekend of Quilting, Sewing. If you cannot open this website from the newsletter, just go to the internet to access it. I enjoyed reading it and it proves that the guys are as fanatical as us when it comes to working at a hobby.

Ladies have a wonderful safe summer with your family and friends.



Debbie Currier

Underwear Challenge

You ladies are absolutely incredible and deserve a huge pat on the back. It seems that it doesn't matter what is asked of you, you keep giving and giving. The food donations for the food bank each month is doing great, participation in the challenges are up, more quilts are being made by the farmhouse community quilters and then there was the underwear challenge.

When Jean Claire put out the challenge I thought it was a wonderful way to give to those in need but never expected in a million years that the end result would be phenomenal. The basket was overflowing and Jean had fun carrying the basket to the front. The count was done out at Brynhild's place (that's where items for Chernobyl are being stored) and these are the numbers you ladies came up with. Collected were 116 packages for ladies, 146 packages for girls and 51 packages for men. That totals 313 packages. Something as simple as underwear that we don't give a thought to is going to mean so much to families overseas. **THANK YOU.**

PS: I know some ladies forgot their packages at home in April so they can still be turned in if you so wish.



Farmhouse Community Quilters

Mar 27th- Lucky 13 in attendance for this day, Brynhild (of course), Cynthia St-Croix, Jean Claire, Sheila Lucas, Jo Sheluk, Ginny Klein, Linda Williams, Linda Bickell, Rose O'Brien, Marg Peacock, Anne Dickson, Carol Nacu and myself. And there was no bad luck that day at all; in fact it was a very productive day. There were 20 pictures taken for the scrapbook and stats, six quilts were sandwiched for quilting and four more kits were packaged.

There were two design walls in use designing quilts from more orphan blocks (I'm sure they multiply in the bin). Sheila earned herself the name as the "holy ripper" because whenever a seam needed to be ripped out, Sheila was our go to person. The never ending job of attaching and securing bindings and attaching labels continued but its all part and parcel of completing a quilt. Besides, that's a sit down job.

AND, the food was great. How we ever manage to get anything done in the afternoon is beyond me because it's nap time but we do manage.

Apr 24th- More newbies this month, bringing our attendance up to 15 (this meant more food). In attendance were Brynhild, Jean Claire, Carol Nacu, Ellyn McEwen, Linda Williams, Jo Sheluk, Linda Bickell, Rose O'Brien, Ginny Klein, Carol Garner, Karen Gill (friend of Carol Garners), Anne Dickson, Marg Peacock, Kate Chadwick and myself. Thank goodness for all the space at Brynhild's because it would be a shame to turn people away.

Before the day's activities got underway, Linda Bickell showed us some wonderful orphan blocks donated and found that will make wonderful quilts. Three were actually designed from these blocks. It got us to talking that unless we (as individuals) finish our own projects, someday our orphan blocks will be donated to some other group to finish.

Then Brynhild snapped her whip and off to work we went. There were seven pictures taken, nine quilts sandwiched and 13 kits were made, WOW. The Farmhouse Quilters received a fabric

donation from the estate of Florence Brett so that was organized into colour bins and then all the underwear were packaged up. There were four or five sewing machines in use, more past president blocks were cut as well as 9 patch blocks were cut for kits. Hand sewing continued and scraps were cut then organized into bags. It was a very very productive day.

For our potluck lunch we never organize what people are going to bring, it just works out. April was salad month and there were no two salads the same.

May 22nd- Brynhild took a holiday back to Norway during May and never left us the keys to her house. I offered to look after her cats but at my place, she just laughed at me. I wonder if she was also concerned about her wine cellar.

Debbie Currier

Quilt Retreat

I recently went on a quilting retreat in Ogdensburg New York and was asked to share this information with you. We stayed at Wadhams Hell, a former College and stayed in the Dormitory section. The lower floor was used for classrooms and dining room; it was also an excellent space for sewing. The food was great, three meals a day buffet style.

All participants brought their own projects to work on and there was a lot accomplished. It was very inspiring to see everyone's projects as you got up to stretch your legs. There were plenty of new ideas and colour schemes you might not think of otherwise.

Eric Simkins from Simkin's Sewing Centre was there, and did machine clean and tune up for a special show price of \$50.00. He also did some demonstrations of different machine feet. I found this to be very interesting!

And there was good shopping as well. Joann's Fabric store was only 5 minutes away, as well as a very nice quilt and yarn shop at Rensler Falls, about 30 min away. As you can imagine, prices at both locations were very good.

Another trip is planned for November 8,9,10, & 11. I have already signed up, anyone else interested?

Ellyn McEwen

The War of 1812

The challenge was put forth to create quilts for the bicentennial of the War of 1812. The quilts had to be from “cot to coffin” size 30” x 70” and patterns from the 1812 period. I didn’t have the opportunity to see the quilt show at Sackets Harbor in NY but I’ve heard so many positive comments about the show. Three of our own members entered a quilt into the competition and thanks to Sheila Lucas, I’ve been able to show you their quilts. If you wish to see more of the submissions and even get a bit of the history of the war, go to the website:

www.1812quiltchallenge.blogspot.ca.

Pictures from the Kingston area submission are at the bottom of the article so be sure to see the whole website.

Jean Claire’s quilt is on the right side.



Anne Dickson’s quilt.



Carolyn Belleghem's group - the left side of flag quilt, (Carolyn’s quilt was a group submission from other ladies not in our guild). This quilt was picked to go on tour to other quilt shows in the US.



Colour Groups

September – Brown
October – Orange
November – Purple
December – Christmas
January – Off white

February – Red
March – Green
April – Yellow
May – Blue
June – Floral

What's Happening

Quilt Show 2012, Jul 7-8
Wellington Community Centre
Prince Edward County Quilters Guild
www.pec.om.ca/quiltersguild

Quilt & Garden Show, Aug 10-11
New Dundee Community Centre
1028 Queen St
New Dundee ON
www.ipm2012.ca

Quilting at the Lakes, Sept 7-9
Buckhorn Community Centre
Lakehurst Rd
Buckhorn ON
www.buckhornquilters.ca

Pieces of Magic 2012, Sept 27-29
Ingersoll District Memorial Center
97 Mutual St
Ingersoll ON
www.oxfordquiltersguild.com

A Harvest of Quilts 2012, Oct 26-27
Rowntree United Church
156 Elliott St
London ON
www.lfqg.blogspot.com

Support our Advertisers

Andjareena's Place
60 Carrying Place Road, Trenton, ON K8V 3E8
(613) 394-4990


Brazilian Embroidery Threads
Quilting Fabrics & Notions
Rug Hooking Supplies
Heirloom Sewing
Hand Dyed Yarns
Stitchery

Beads - Ribbons - Notions
Bear & Doll Makers' Supplies

www.andjareenas.com



Tues. to Fri. 9-5
Sat. 10-4
Closed Sun. & Mon.

 **DREAMTIME QUILTS**

Hand Guided
Long Arm Machine Quilting

Robyn Heather
49 Paul Street
Picton, ON K0K 2T0

613-827-2598
dreamtimequilts
@hotmail.com

 **Quilt & Stitch** 

Kingston's Sewing Machine Centre

645 Gardiners Road, Kingston, ON K7M 8K2
613.389.2223 or 1.800.207.5417

www.quiltandstitch.ca

Country Quarter
...where you are always treated like family.

111 Industrial Blvd
Napanee, ON
K7R 3Z1

1-613-354-8878
countryquarter@kos.net



Fabric Notions Patterns Classes Books Punchneedle

**Taylor Sewing Centre
Quilt Shop**

JANOME **PFAFF**

Quilting Supplies!
Fabrics, books, patterns, notions
Sewing Machines!
Sales and Service

7712 Kent Blvd, Brockville...1-877-837-6140
www.taylorsewing.com